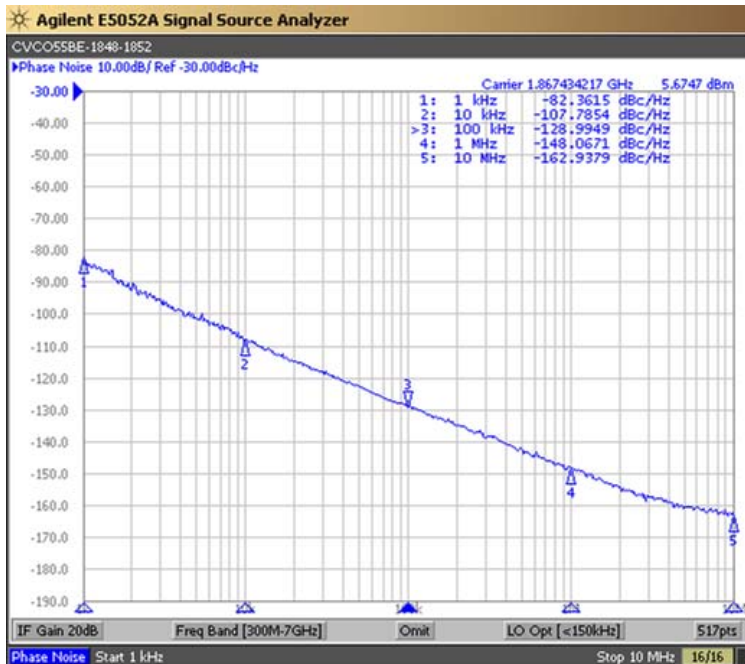


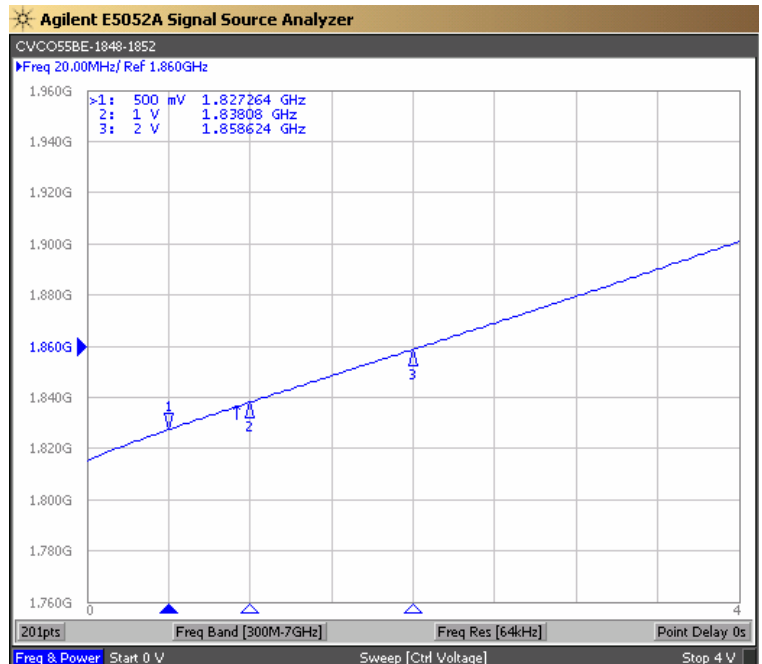


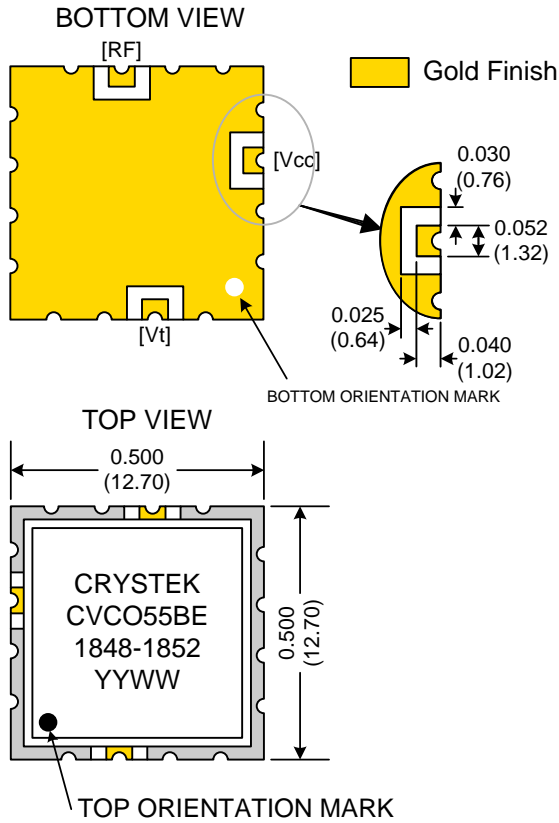
PERFORMANCE SPECIFICATION	MIN	TYP	MAX	UNITS
Lower Frequency:			1848	MHz
Upper Frequency:	1852			MHz
Tuning Voltage:	0.5		2.0	VDC
Supply Voltage:	7.8	8.0	8.2	VDC
Output Power:	+4.0	+6.0	+8.0	dBm
Supply Current:		15	35	mA
Harmonic Suppression (2 <sup>nd</sup> Harmonic):		-15	-10	dBc
Pushing:		3.0	5.0	MHz/V
Pulling, all Phases:		3.0	5.0	MHz pk-pk
Tuning Sensitivity:	15	20	25	MHz/V
Phase Noise @ 10kHz offset:		-106	-104	dBc/Hz
Phase Noise @ 100kHz offset:		-128	-126	dBc/Hz
Load Impedance:		50		$\Omega$
Input Capacitance:			22	pF
Operating Temperature Range:	-40		+85	$^{\circ}\text{C}$
Storage Temperature Range:	-45		+90	$^{\circ}\text{C}$

Phase Noise (1 Hz BW, Typical)



Tuning Curve (Typical)





Pad	Connection
2	Vt
10	RF-OUTPUT
14	Vcc
Others	GROUND

- Unless otherwise specified, Dimensions are in:  $\frac{IN}{(mm)}$
- Pad Location Dimensions are in: Inches

**TAPE AND REEL**



Drawing not to scale

**Product Control:**

Crystek Part Number:	CVCO55BE-1848-1852	Release Date:	09-Oct-12
Revision Level:	G	Responsible:	C. Vales

Specification is subject to change without notice